



Blended Learning: PL Opportunity

Fall 2023

Start Now



Important First Steps



Join Google Classroom

Join using code
provided



Technology

You will need a computer
with internet access.



Resources

It is suggested that you
create a folder on Drive to
save important files



Collaboration


Working with others is
acceptable and encouraged!

Back


Next




Introduction



With the technology that has been provided to the district these last few years, the need for purposeful and intentional use of that technology with our learners is more important than before. We seek to provide a authentic learning experience for you. Within this cohort, we seek for the following Learning Outcome:



Learners will develop and create a unit of study specific to a course of their choosing utilizing their choice of Blended Learning Model.



Modules

Modules

00

Pre-reading

Readings over
the BL Models

01

Introduction to BL

Discussion and
activities to intro
BL models

02

Planning

Lesson planning
using tech and
BL approach

03

Show and Tell

Reflect and
assess Lesson
experience

04

Creating the Magic

Collaborative
Unit Planning

05

“Put me in, Coach!”

Unit
Implementation
and reflections



00 Pre-readings

Learning Outcome:

Learners will explore the models of Blended Learning and will be able to discuss the benefits of each for their learners.



Next

What is Blended Learning?



Back



Next



Pick Three

Choose the image and read the attached article. **Before you read through the linked articles, find the link for Note-taking templates under Resources on Google Classroom.**

01



02



03



04



Back



Next

Models in Blended Learning

Here is some more information on the approaches used in BL that are the easiest to implement in a public education setting.

Flipped Classroom

- [Flipped Classrooms](#)
- [Flipped Class in Action](#)
- [Another perspective on Flipped Learning](#)

Station Rotations

- [What does Stations look like?](#)
- [Tips for Station Rotations](#)
- [More advice from Caitlin Tucker](#)

Back



Next



Reflect on your learning

Please complete the assignment in the Google Classroom for credit for this module.



Back



Next





01

Intro to BL

Learner Outcome

Learners will determine which BL model(s) will best support the learning of the students in their course.

Back



Next





Coaches



Mentor	Mentee

Back



Next

Important Takeaways



Personal Materials

Link to Note-taking templates provided in Google Classroom for download



Commitment

This is a team effort. Make sure you communicate when you need support!

Back



Collaboration

I will share a [Google Doc](#), so we can virtually share resources and ideas.



Microsoft Teams

Support beyond your mentor can be found in Teams! Don't struggle alone!

Next



Link It

Links with information about activities we used in the training. Also, make sure you complete the assigned reflection in Google Classroom.

Philosophical Chairs

01



Learning Loops

02



Back



Next



02 Planning

Learning Goal:

Learners will plan and implement a lesson within a unit of their choice using a Blended Learning model.



Back



Next



Lesson Planning Resources

Creating Lesson Videos



Back



Next

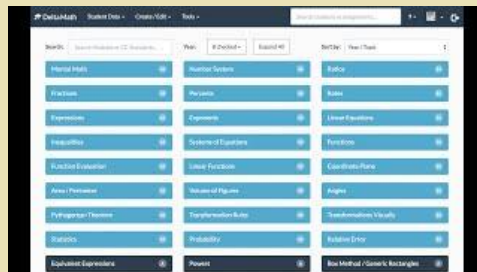
More Informational Resources

Video Tutorials for creating digital resources and practice for your students. Do not forget about the other resources we have!

Google Practice Sets



Delta Math



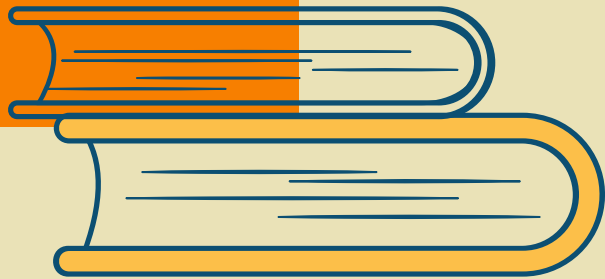
Digital Choice Boards



Back



Next



Learning Goal:

Learners will reflect on the successes and failures of their learners during the trial run of the BL model.

03

Show & Tell

Back



Next



Reflective Jamboard (virtual session)

Click on the linked Jamboard and find your teams page to reflect and over each other feedforward.





Back




Next





Learning Goal:

Learners will collaborate to create and produce resources for a unit of study using the Blended Learning Model for their Content Teams.



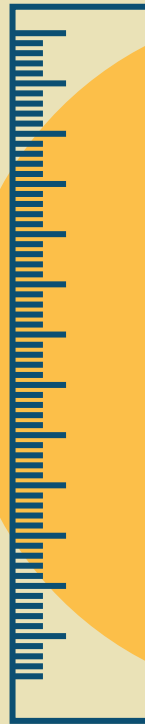
04

Creating the Magic

Back




Next



Overview


This module will occur during PLC/Team meetings. Learners will also be supported throughout the modules by their mentor and team members. Look for new materials that are being added to the collaborative document as they are created. An example of team planning is linked below:



Back




Next



Learning Goal

Learners will reflect on the experiences of creating and implementing a unit of study utilizing Blended Learning.



05


“Put me in, Coach!”



Back



Next



“If we teach today’s students as we taught yesterday’s,
we rob them of tomorrow.”

—**John Dewey**

Back




Next

Our Team



Valary Patterson

Email and other contact
info provided to learners



**Insert future
colleague recruit's pic**

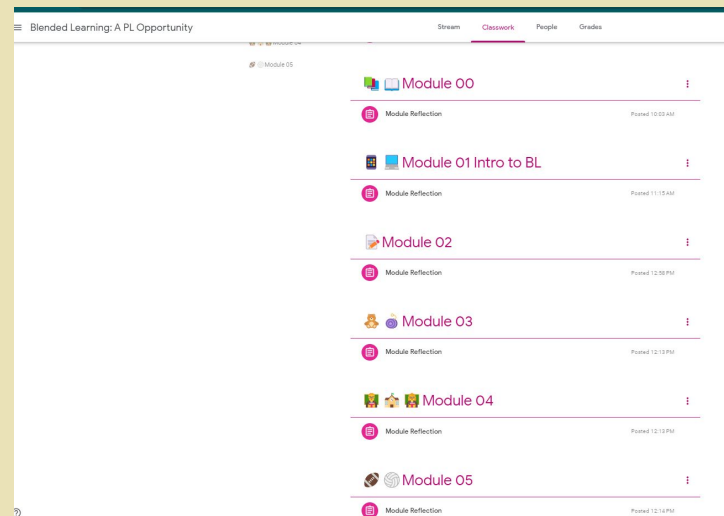
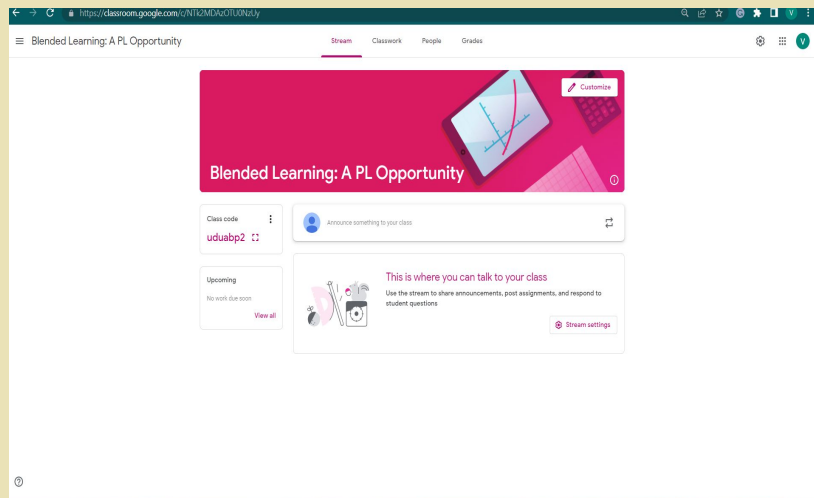
Back



Next



Google Classroom Evidence



Back



Next



Google Classroom Evidence

Blended Learning: A PL Opportunity

Stream **Classwork** People Grades

+ Create

Google Calendar Class Drive folder

All topics

RESOURCES

Module 00

Module 01 Int...

Module 02

Module 03

Module 04

Module 05

RESOURCES

Blended Learning PL Presentation Posted 12:56 PM

Microsoft Teams Posted 12:59 PM

Templates for Note-taking Posted 10:47 AM

Collaboration and Reference Document Posted 10:40 AM

ppportunity



Blended Learning PL Presentation

Valary Patterson • 12:56 PM

This presentation will contain the resources that we will utilize throughout this PL Experience. Assigned reflections and other materials will be linked within appropriate Modules and/or sent through Teams for the consideration of the cohort.



Blended Learning: a PL Opp...
<https://docs.google.com/presentati>

Class comments



Add class comment...



Back



Next



Thanks

CREDITS: This presentation template was created
by **Slidesgo**, including icons by **Flaticon** and
infographics & images by **Freepik**.

Please keep this slide for attribution.

